

Pulse Controlled Laser Acupuncture

--- The RAC / VAS ---



Auriculomedicine is an original and promising technique that was developed by Paul NOGIER beginning 1966.

Very often the most important discoveries are a result of a coincidence. Like Christoph Colomb who discovered America while he was searching for a new path to get to India, Paul NOGIER realized by chance in 1966 that when he exercised a slight pressure on certain ear-acupuncturepoints, he could observe a decrease or increase of the radial pulse.

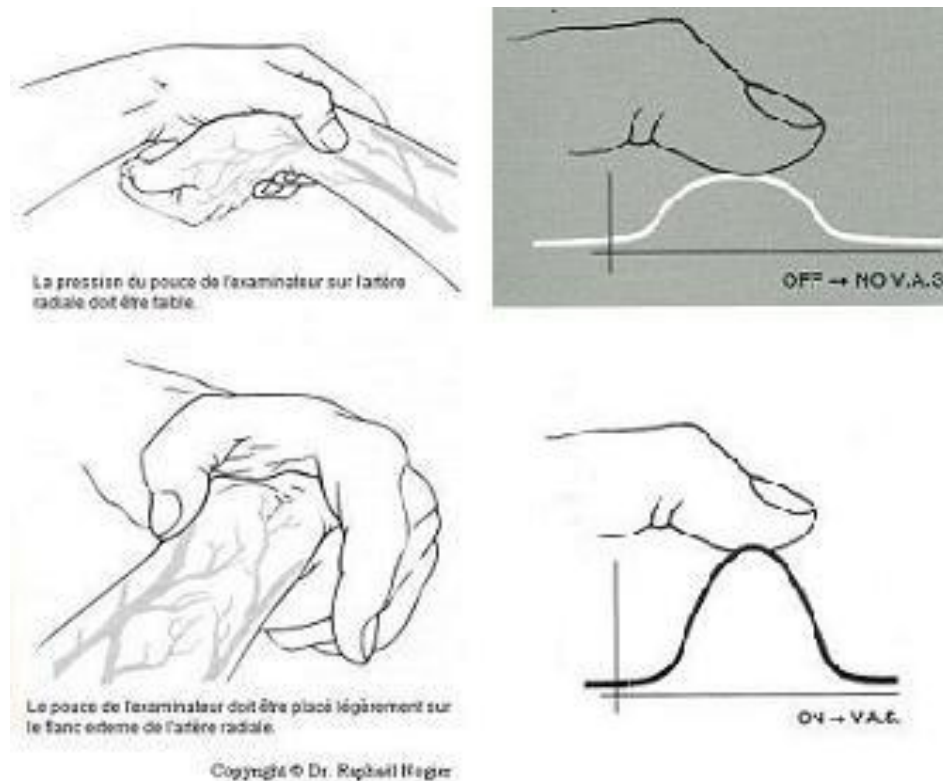
The rhythm did not vary but it seemed as if the radial pulse became more or less strong.

After having verified this phenomenon on several patients, he named this phenomenon **auriculo-cardial reflex = RAC**.

Little by little, the experiments allowed to discover that this sort of deformation of radial pulse can be in general obtained by any stimulation at certain points or areas of the skin. Consequently it was not a question of an auriculo-cardial reflex. So a possibility of the existence of a more general phenomenon was taken into consideration, which was named, following to the advice of Professor Pierre MAGNIN (Besançon), as the **VAS: Vascular Autonomic Signal**.

The Pulse - Reflex

According to the works of Paul NOGIER, the VAS releasing cutaneous stimulation can be of different sorts. This can be a mechanical stimulation but also a stimulation by light. This **physiological phenomenon is called VAS and lasts generally for 3 – 5 pulsations indicated by significantly change of pulse strongness.**



Auriculomedicine is a technique that allows, by the help of the pulse perception, to evaluate the responses of the organism principally due to the stimulations of the skin. The therapist will give on the skin stimulations by light or by frequencies, while he will observe the modifications of the radial pulse. The reactions are well known and the examinations are standardized..

Controlled Laseracupuncture and Lasertherapy

RAC (reflex auriculo-cardiale) or VAS (Vascular Autonomic Signal) = vegetative microstress reaction of the organism towards the irritation of active acupuncture points.

Nogier in France as well as Prof. Bahr in Germany did research (and do research) intensely about this phenomenon which **allows to discover the active and therapeutically relevant acupuncture points in the body.**

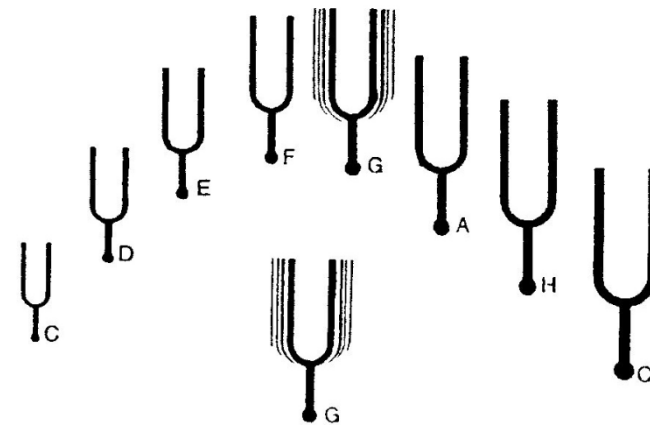
In the meantime, this diagnosis system is not any more only used for discovering of the active acupuncture points, **in addition it is also a perfect tool to the search for so called Perturbance areas/fields.**

The release of this microstress reaction in the body of the patient leads to a short-term change of the pulse quality. This feels well with the person or also with the dog by direct pulse palpation. The horse itself has a relatively slow pulse frequency and the size of the patient is making it nearly impossible to palpate the pulse and to investigate the whole horse at same time.

However, one is observed that stress reactions are transferred from one living being to the next one, which we can see well with the wildanimal herdebehaviour. As like the microstress reaction spreads from the patient to the surrounding people and with it also to the therapist who can feel this in his own pulse.

The Resonance

- ◆ The researches of Nogier and Bahr also showed that the diagnostics can be refined by the use of special frequency of an impulse laser with certain problems, as well as the therapy be optimised. Thus becomes, e.g. the frequency A - Nogier particularly with acute inflammatory states as well as with perturbation areas/fields, while, e.g., the frequency B - Nogier supports granulation and woundhealing.
- ◆ By using certain frequencies, the therapist will send a therapeutic information to the patient, in order to get the cells and the nerve system in resonance. Only the correct frequency will create the best resonance.
- ◆ The Laserbeam is used as the carrier of information. If a perfect resonance is reached, the therapeutic effect will be high with even minimum energy requirement.
- ◆ The signal (information, exact frequency) must fit to the receiver (cell/nerve system).



Laser – Acupuncture: Nogier - Frequencies

Nogier frequencies A'-G'

Frequency	Hz	Indication
A	292	Disturbing focus acute inflammation
B	584	Organ imbalances Tendons
C	1168	Bones, Joints, Muscles
D	2336	Subcortical structures of the brain Acupuncture points including and below the fetlock
E	4672	Spinal Cord, Nerves
F	9344	Teeth, Pain foci of the brain
G	18688 (146)	Cortex of the brain

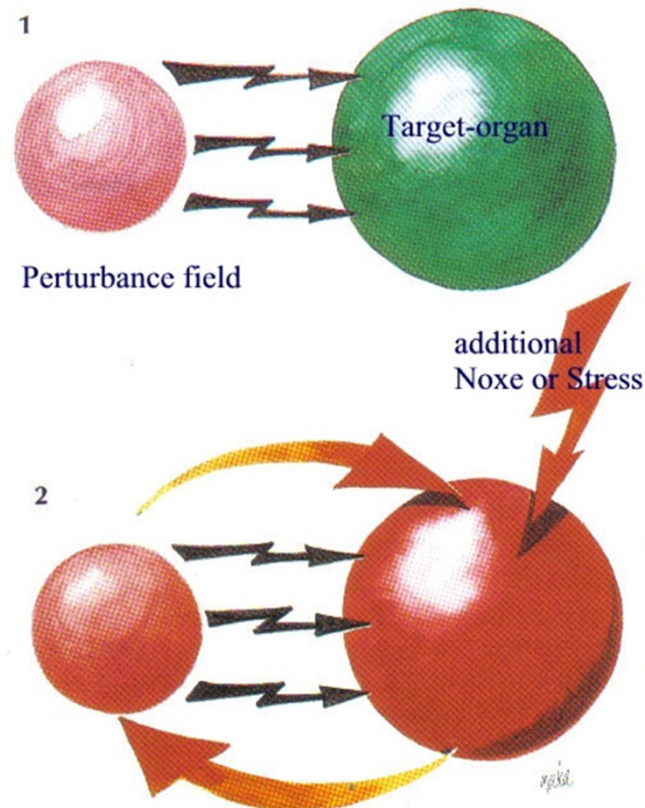
Laser – Acupuncture: Bahr - Frequencies

Bahr frequencies

Frequency	Hz	Indication
1	599.5	Deep layer, Sympathicus
2	1199	Middle layer, Parasympathicus
3	2398	Superficial layer at the laterality side of the body/ Vitamin points
4	4796	Superficial layer at the contra laterality side/Mineral points
5	9592	Anti oszillation/ KI 3/Opening points of the Extra meridians
6	19184 (149.9)	Governing Vessel
7	38368 (299.5)	Conception Vessel/ hidden disturbing foci of the teeth

Perturbance areas/fields

- ◆ In some cases e.g. chronic illnesses regulartive therapies like acupuncture do not lead to the desired success, the patients are not responding on proper way. Such patients could suffer under a **perturbance area/field, e.g., an old scar or a chronic focus of inflammation which maintains the illness process** or even possibly releases.
- ◆ The **phenomenon of the perturbance area/field was discovered by the German doctor Ferdinand Huneke** who treated a patient with chronic shoulder discomfort for an old, lighted scar on the lower leg with injecting of a local anaesthetic around and under the scar. At the same time with the therapy there disappeared the shoulder pain of the patient. In the future Huneke looked at patients with chronic discomfort straight for scars and other chronic inflammation processes and treated it with a local anaesthetic injections.



1. Perturbance field burdens the organismus.
2. Over-reaction out of small additional noxe or stress.

Treatment of Perturbance - fields

- ◆ Besides, the **perturbance area/field and the place of the discomfort can lay far away of each other**. Nevertheless, not every scar is a perturbation area. If a patient had several scars, it could be very costly and be painful for the patient to inject all scars „on suspicion“.
- ◆ The discovery of the **RAC (reflex auriculo-cardial)** allowed the development of **a system with which the real perturbation area can be found more sure**.
- ◆ **This system is based on the methodology of the controlled acupuncture.**

The found perturbation area/field can be treated according to localisation in different way:

- ◆ by setting acupuncture needles in the affected place or in the corresponding point in the ear
- ◆ by injecting under and around with a local anaesthetic
- ◆ by the specific use of special frequency of an acupuncture laser on the perturbation area

Nogier A or Bahr 1

More frequently perturbation areas/fields are scars (including castration scars) and chronic inflammatory processes, e.g., in the nasal sinuses or in the teeth.

The Influence of Perturbance-fields

**Small reason ---
too big effect !!**



Case: active Perturbance field influencing energyflow at ST 40

- ◆ Scar straight across the stomach meridian in the area of the acupuncture point "stomach 40" with a 15-year-old mare with chronic cough. The scar is a result of a fence injury at the age of 2 years., Among the rest, the point ST 40 has expectorant effect ("VentiPulmin Point").
- ◆ The needed energyflow in the stomach-meridian is in the scar-area blockaded and a perturbation has appeared. The mare suffers since her 6th year from chronic bronchitis with very tough, sticking mucus.
- ◆ The scar has been treated with injections of local anaesthetic before without good success, symptoms appeared again. As a result the scar was intensely treated with the laser shower. Still under the laser treatment the mucus liquefied and the mare spontaneously got nasal outflow.



Coldbrands as possible Perturbance field

- ◆ Tāto-Numbers, Coldbrands, Brands: old ones, not fresh, at least a couple of years old.
- ◆ Such areas are possible perturbative fields and should be checked with special frequency for resonance ability. Often are these marks located at neck or legs, there where important meridians passing. Like BL.; GB.; ST.; LI.;...
- ◆ Perturbance fields/areas can block the energyflow in the meridians, symptoms are normally shown far away from perturbative area, but often in the pass of the blocked meridian or energy-cicle.
- ◆ The thermographie shows clearly the temperature difference between changed and unchanged tissues. Such horses are often reacting significant under the lasertreatment with Nogier A or Bahr 1.
- ◆ Same horses are often having a history of back or leg-problems, with less response on convential treatments.

